

Heavy duty ironer with integrated thermal oil boiler

C-Flex 900-1200



Features and benefits

- 30% energy savings compared to a regular steam heated ironer
- 10% more efficient than a regular steam heated ironer
- Important oil flow ensuring a high calorific transfer for the best productivity on the market (> 92%)
- Thermal stability guaranteeing an homogeneous ironing temperature all along the chest
- High precision temperature adjustment for a variety of textiles and fabrics
- Lower heat losses than of a standard steam heated ironer
- Most efficient dewatering on the market thanks to the large diameter off centred exhaust adjustable on each roll
- Chest and ironer entirely designed and manufactured on Electrolux premises ensuring best performance on the market
- Chest in thick carbon steel carefully machine tooled and polished for an outstanding and consistent ironing quality
- Fully encased machine including a walkable top cover and a feeding guard protection bar for the best workplace safety on the market
- Standard emergency oil drainage and retention system for optimum safety
- Frequency inverter controlled asynchronous main drive motor for an indefinitely adjustable speed range
- Galvanized MaxPress spring padding for optimum suppleness and robustness
- Nomex® felt padding withstanding temperature above 220°C

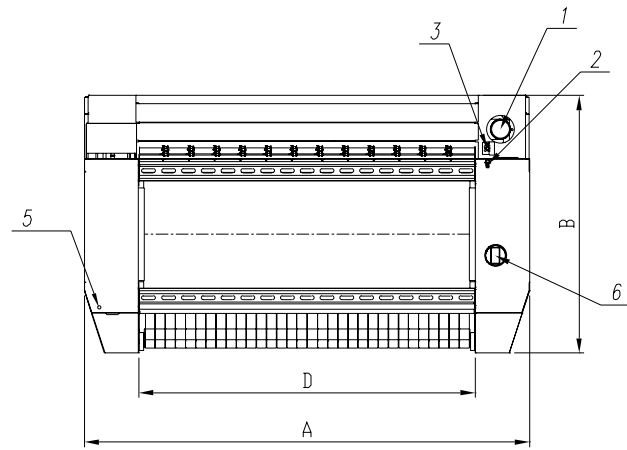
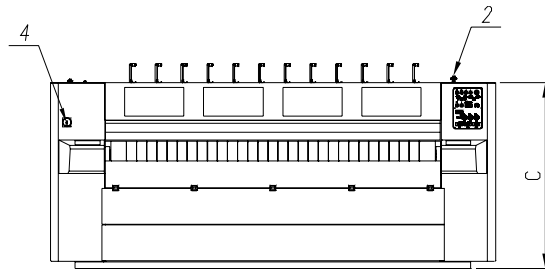
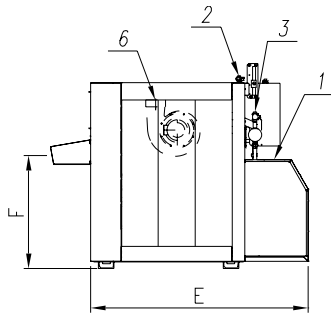
Main options

- Insulation of walkable top cover and side casings for minimum heat losses
- Hand rail and ladder for optimum workplace safety
- Vacuum feeding table for optimum efficiency when feeding small flat
- Lateral side casings protection bumper
- Broken guiding tape detection and alarm

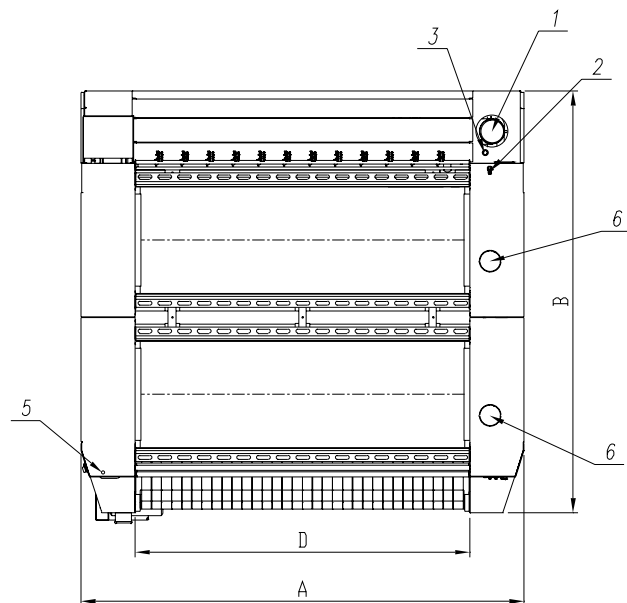
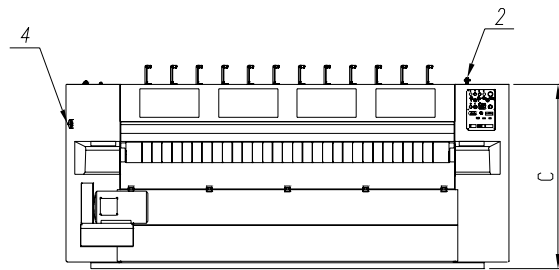
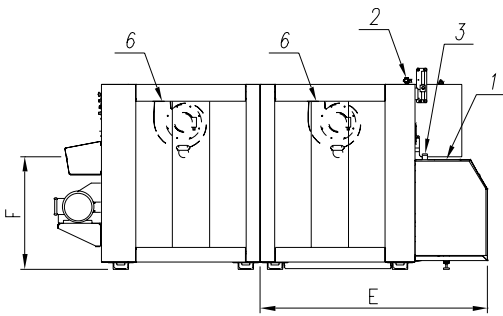
Main specifications				C-Flex 933-1	C-Flex 933-2	C-Flex 1233-1	C-Flex 1233-2
Cylinder	number of rolls		1	2	1	2	
	diameter	mm	900	900	1200	1200	
	length	mm	3300	3300	3300	3300	
Ironing speed (standard)		m/min	5-15	9-27	8-24	14-42	
Heating capacity (boiler)		kg/h	150	290	220	390	

Electrical connections		C-Flex 933-1	C-Flex 933-2	C-Flex 1233-1	C-Flex 1233-2
Voltage	400-415V 3AC 50/60Hz kW (A)	8 (20)	17 (40)	11 (25)	25 (63)
Circuit breaker	A	25	40	32	63
Main switch	A	63	63	63	63
Cable size	Nb. x mm ²	4 x 4	4 x 10	4 x 6	4 x 16
Compressed air and gas connections					
Compressed air					
Pressure supply	kPa	400/700	400/700	400/700	400/700
Average consumption at 600 kPa	Nm ³ /h	0.3	0.6	0.4	0.8
Connection diameter	DN (inch)	12 (3/8")	12 (3/8")	12 (3/8")	12 (3/8")
Connection height from floor	mm	1730	1850	1950	1950
Gas					
Gas power necessary at burner	kW	150	290	220	390
Example with natural gas (G20)					
Gas pressure	mbar	300	300	300	300
Average consumption	Nm ³ /h	11	22	14	28
Connection diameter	DN (inch)	25 (1")	32 (1 1/4")	25 (1")	40 (1 1/2")
Connection height from floor	mm	1400	1470	1470	1470
Exhausts connections					
Vapours					
Diameter x number of exhausts	mm	200 x 1	200 x 2	200 x 1	200 x 2
Optional exhausts manifold	mm	-	-	-	300
Fan max. flow rate with no pressure	m ³ /h	2000	2000	2000	2000
Total pressure with no flow	Pa	2450	2450	2450	2450
Average exhausts temperature	°C	105	105	105	105
Connection height from floor	mm	1545	1665	1745	1705
Burned gases					
Diameter	mm	200	300	200	300
Average burned gases temperature	°C	240	240	240	240
Connection height from floor	mm	1020	1120	1120	1120
Integrated boiler					
Boiler maximum power	kW	230	450	230	450
Oil volume in the boiler	l	40	115	40	115
Total oil volume	l	250	340	330	450
Available installed energy	kWh	150	290	220	390
Standard maximum temperature	°C	210	210	210	210
Boiler efficiency	%	92	92	92	92
Sound level					
Airborne sound level	dB (A)	66-68	66-68	66-68	66-68
Heat loss					
Heat loss	kWh	3	5.8	4.4	7.8
Shipping data					
Total weight	kg	5730	9850	6180	12100
Weight roll 1 + roll 2	kg	-	4050 + 5800	-	5400 + 6700
Total volume	m ³	17.44	30.08	22.04	36.93
Volume roll 1 + roll 2	m ³	-	13.54 + 16.54	-	16.92 + 20.01
Dimensions in mm					
A Width		4500	4500	4500	4500
B Depth		2335	3755	2605	4365
C Height		1660	1780	1880	1880
D Feeding width		3300	3300	3300	3300
E Minimum door way (without feeding)		1965	2065	2200	2305
F Feeding height to roll axis (ø 120)		1025	1144	1150	1140
1	Burned gases exhaust				
2	Compressed air connection				
3	Gas connection				
4	Main switch				
5	Electric connection				
6	Vapours exhaust				

Single roll



Double roll





Standard emergency oil drainage and retention system for optimum safety.



Most efficient dewatering on the market thanks to the large diameter off centred exhaust adjustable on each roll (not through the axis).