

Dry Work Presses - Manually Operated

FPM1-D, FPM2-D, FPM3-D, FPM4-D



Model FPM1-D shown

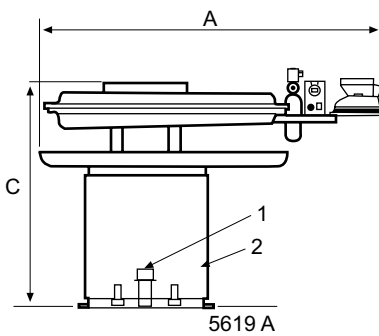
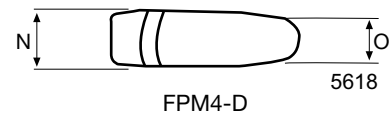
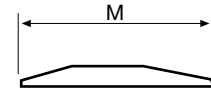
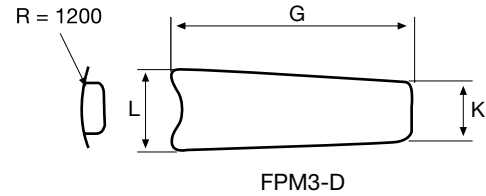
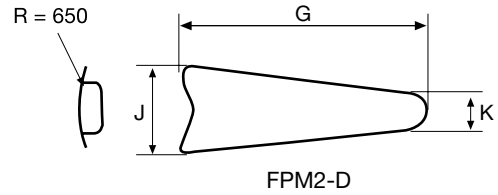
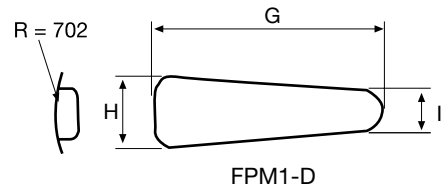
Features and benefits

- Even distribution of steam from head and buck moistens the fabric to remove creases
- Adjustable pressure regulator for pressing different fabrics
- Buck vacuum, holds fabric in place and dries it
- Manually operated for better pressing control
- Padded head avoids glazing the fabric
- Padded buck reduces impressions

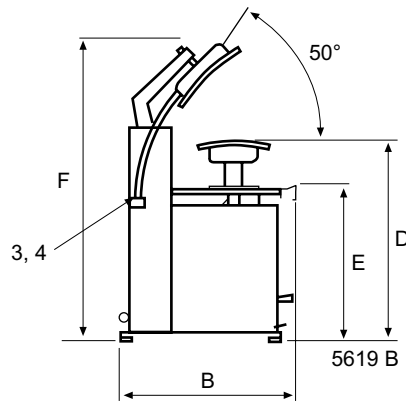
Main options

- Features that simplify the installation
 - Integral 10, 12, 15 or 18 kW boiler
 - Integral vacuum fan
- All steam iron for safe operation
- Electric steam iron
- Steam, steam/air gun and spotting arm for removal of spots
- Teflon coated head plate durable head cover

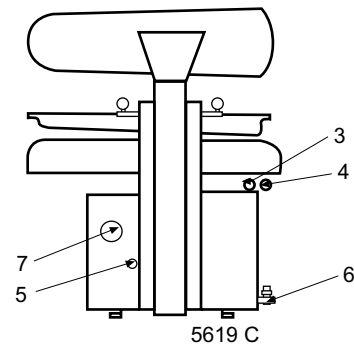
Electrical connections	Standard	Built-in boiler	Built-in vacuum
Voltage			
208-240V 3 AC 50/60 Hz	kW	alt. 10	0.25
380-415V 3/3N AC 50/60 Hz	kW	12 15 18	4
Steam and air connection			
Steam	DN	15	-
Rec. steam pressure	kPa	400-600	-
Steam consumption	kg/h	14-25	-
Condensate	DN	15	-
Water supply	mm	-	Ø13
Boiler drain	DN	-	15
Vacuum	mm	Ø100	Ø100
Vacuum air consumption	m ³ /h	900	-
Vacuum depression	mm H ₂ O	10-20	-
Weight (with boiler)			
	net, kg	279	374
	crated, kg	330	425
	boxed, kg	394	489
Dimensions in mm			
A Width		1470	1470
B Depth		1135	1135
C Height		1270	1270
D		1030	1030
E		800	800
F		1600	1600
G		1190	1190
H		370	370
I		230	230
J		470	470
K		205	205
L		445	445
M		540	540
N		180	180
O		140	140
<ol style="list-style-type: none"> 1 Close pedal 2 Electrical connection - iron, vacuum, boiler only 3 Steam connection 4 Condensate 5 Water supply - internal boiler only 6 Boiler drain - internal boiler only 7 Vacuum outlet - internal boiler only 			



Front



Left side



Rear side